





CAMBRIDGE



SUPER MINDS

Student's Book Starter

Herbert Puchta

Günter Gerngross

Peter Lewis-Jones



Map of the book

Hello (pages 4–9)			
Vocabulary red, blue, green, orange, purple, yellow	Grammar Hello! What's your name? I'm ...	Story and value <i>The water hole</i> Saying Sorry	Thinking skills Associating silhouettes with objects
▶ Song: What's your name?			

1 My classroom (pages 10–19)				
Vocabulary • pencil, chair, bag, rubber, book, desk • one, two, three, four, five, six	Grammar Stand up. Sit down. Open ... Close ... Pick up ... Put ...	Story and value <i>The pencil</i> Lending	Thinking skills • Counting • Paying attention to visual details • Associating objects with actions	English for school Actions at school
▶ Song: In the classroom		▶ Creativity	▶ Revision	

2 My family (pages 20–29)				
Vocabulary grandpa, grandma, mum, dad, sister, brother	Grammar • This is my (brother), (Tom). • This is my (book).	Story and value <i>The sandwiches</i> Sharing	Thinking skills • Counting • Understanding family relations	English for school Social science: Families
▶ Song: We're the royal family!		▶ Creativity	▶ Revision	

3 My face (pages 30–39)				
Vocabulary eyes, ears, nose, face, teeth, mouth	Grammar • I'm/You're (angry, happy, sad, scared). • Are you (angry)? Yes, I am. / No, I'm not.	Story and value <i>The monster</i> Don't play tricks	Thinking skills • Comparing and analysing visual information • Empathising with others	English for school Music: Music and feelings
▶ Song: Hey, little clown		▶ Creativity	▶ Revision	

4 Toys (pages 40–49)				
Vocabulary • ball, kite, rope, teddy bear, doll, plane • seven, eight, nine, ten	Grammar I've got a (ball).	Story and value <i>The ball</i> Working together	Thinking skills • Counting • Paying attention to visual details	English for school Physical education: Let's play outside!
▶ Song: I've got a ball		▶ Creativity	▶ Revision	

5 My house (pages 50–59)				
Vocabulary <i>bath, cupboard, bed, sofa, table, armchair</i>	Grammar <ul style="list-style-type: none"> <i>in, on, under</i> <i>The (doll) is in the (bath).</i> 	Story and value The cap Listening to people	Thinking skills <ul style="list-style-type: none"> Paying attention to visual details Paying attention to details in instructions 	English for school Geography: Homes
▶ Song: Tidy up!		▶ Creativity		▶ Revision

6 On the farm (pages 60–69)				
Vocabulary <i>cat, horse, cow, dog, rabbit, sheep</i>	Grammar <ul style="list-style-type: none"> <i>(two) sheep, three (cat)s, I like (cats)</i> <i>My favourite colour is (blue) / (toys) are (planes).</i> 	Story and value I like your colours! Paying compliments	Thinking skills <ul style="list-style-type: none"> Counting Remembering details from a story Associating animals with habitats 	English for school Biology: Animals
▶ Song: The animal boogie		▶ Creativity		▶ Revision

7 I'm hungry! (pages 70–79)				
Vocabulary <i>carrots, sausages, apples, cakes, ice cream, chips</i>	Grammar <ul style="list-style-type: none"> <i>I like / don't like (carrots).</i> <i>I like / I don't like (blue / cats / dolls).</i> 	Story and value Cakes and ice cream Don't be greedy	Thinking skills <ul style="list-style-type: none"> Identifying missing details Associating food with its source 	English for school Science: Our food
▶ Song: I don't like chips		▶ Creativity		▶ Revision

8 All aboard! (pages 80–89)				
Vocabulary <i>boat, train, car, scooter, bus, bike</i>	Grammar <ul style="list-style-type: none"> <i>I'm driving / flying / riding / sailing</i> <i>flying a kite, swimming, climbing a tree, running, brushing my teeth, washing my hands</i> 	Story and value Oh what fun! Saying <i>Thank you</i>	Thinking skills <ul style="list-style-type: none"> Associating sound clues with silhouettes Paying attention to visual details Recognising shapes Counting 	English for school Maths: Shapes
▶ Song: We're having fun!		▶ Creativity		▶ Revision

9 Party clothes (pages 90–99)				
Vocabulary <i>hat, belt, boots, shirt, badge, shoes</i>	Grammar <ul style="list-style-type: none"> <i>I like (biscuits, crisps, salad, sweets).</i> <i>I've got (apples and salad / a ball).</i> 	Story and value Nice work! Tidying up	Thinking skills <ul style="list-style-type: none"> Ranking in order of preference Associating outlines with objects Paying attention to visual details Recognising numbers 	English for school Art: Our clothes
▶ Song: Oh what a wonderful party!		▶ Creativity		▶ Revision

Chants and songs: pages 100–102

Cut-outs: pages 103–112

Stickers: Centre section

Hello

1

CD1
02

Listen and sing.



4

Singing for pleasure

1 CD1 04 Listen and point. Then listen and say the names.



2 CD1 05 Listen and point.



1


 Pages
 110–
 112

Act out.



2

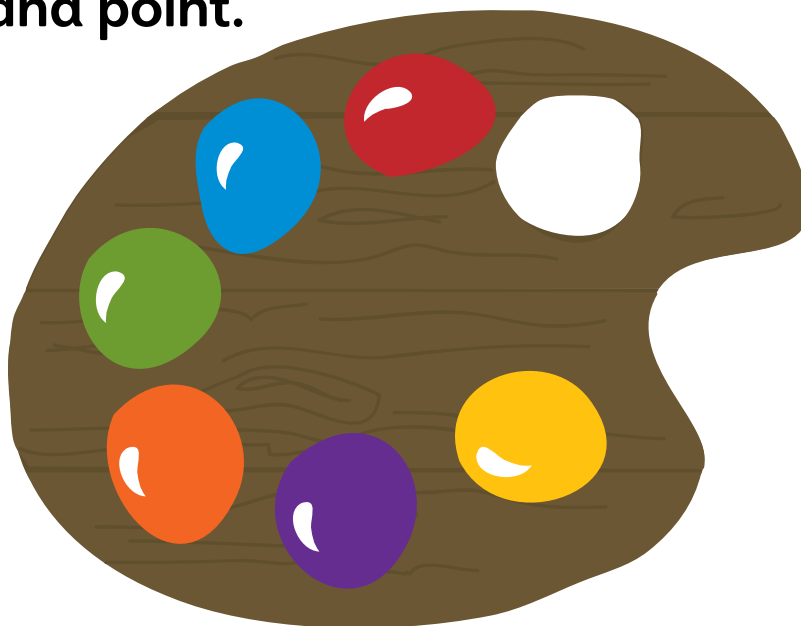
Ask and answer.



6 I'm (Mike, Leo, Gina, Polly).



1 Listen and point.



2 Move a CD. Look and say the colours.




red, blue, green, orange, purple, yellow

7

1
 CD1
 09



The water hole



8 Story and values




2 **Think!** Find and say the colour.




1 My classroom

1  Listen and point. Then listen and say the words.







2  Listen and chant.



10 1 pencil 2 chair 3 bag 4 rubber 5 book 6 desk

1

1  **Listen and colour.**





2  **Listen and act out.**

Stand up. Sit down. Open ... Close ... Pick up ... Put ...

11



Listen and sing.










1

1 CD1
17 Listen and say the numbers.



2 **Think!** Look and count. Circle the number.




	1	2	3	4	5	6
	1	2	3	4	5	6
	1	2	3	4	5	6
	1	2	3	4	5	6
	1	2	3	4	5	6
	1	2	3	4	5	6

one, two, three, four, five, six

13

1 CD1
 18

The pencil



14 Story and values



1

2
 Sticker

Think!

Find, count and stick.

1



2



3



4



5





6



Value: lending 15

Actions at school

1  Listen and say the words.



2 Play the game.



1

1 **Think!** Think and colour.



1 CD1
22

Listen and imagine. Then draw your picture.



2

Show your picture to your friends.



18 Creativity

1

1 Play the game.

