


CAMBRIDGE



STUDENT'S BOOK

WITH DIGITAL PACK











Samantha Lewis and Daniel Vincent
with Andrew Reid

IT'S YOUR WORLD

Better
Learning

CONTENTS

	Vocabulary	Language in action	Reading
Starter unit Welcome! p4	Technology p4 Feelings p4 Music p7	Present simple and present continuous with adverbs of frequency p6 Present simple for future p6 Past simple p8	A message on an app p5
Unit 1 Be inspired p10 	Describing people p11 Phrasal verbs p14	Past simple and past continuous with <i>when, while</i> and <i>as</i> p13 <i>used to</i> p15	An article: The man who taught himself to see p12 An article: The boy who brought light to Freetown p18 Local heroes p18
Unit review p20, Finished? p118			
Unit 2 What is art? p22 	Visual and performing arts p23 Music and theatre p26	Present perfect with regular and irregular verbs p25 Present perfect with <i>already, just, still</i> and <i>yet</i> p27	A magazine article: What do you see? Rubbish, pasta or art? p24 Art: Changing our lives for the better p137
Unit review p32, Finished? p119			
Unit 3 Spread the word! p34 	Communicating p35 Collocations with <i>say</i> and <i>tell</i> p38	<i>can, could, will be able to</i> p37 Present perfect with <i>for/since</i> and <i>How long ... ?</i> p39 Present perfect and past simple p39	An article: No more language lessons? p36 A magazine article: Languages in danger p42 Other worlds, other words p42
Unit review p44, Finished? p120			
Unit 4 Healthy body, healthy mind p46 	Health and fitness p47 Healthy eating p50	Quantifiers p49 <i>should, shouldn't</i> and <i>ought to</i> p51	Online FAQs: Frequently Asked Questions p48 Technology and fitness p138
Unit review p56, Finished? p121			
Unit 5 Save our planet! p58 	Planet Earth p59 Natural environments p62	The first conditional p61 The second conditional p63	A news story: Can we save our oceans? p60 A journal: Wednesday 24 October – snowstorm! p66 Take action now! p66
Unit review p68, Finished? p122			
Unit 6 Think outside the box p70 	Making things p71 Materials and containers p74	Present simple passive p73 Past simple passive p75	A news story: Teen's banana skin invention p72 When lions attack ... get creative! p139
Unit review p80, Finished? p123			
Unit 7 A world of celebration p82 	Festivals p83 Music festivals and live music p86	Past perfect p85 Reported statements p87	A folk tale: A princess, a farmer and a bridge of birds p84 A travel blog: Ollie in China p90 A monkey buffet p90
Unit review p92, Finished? p124			
Unit 8 Back to school p94 	School p95 Attitude and behaviour p98	<i>can/can't</i> p97 <i>be allowed to</i> p97 <i>have to, must</i> and <i>need to</i> p99	A report: Dangerous journeys to school p96 Growing up and giving back p140
Unit review p104, Finished? p125			
Unit 9 A holiday on the moon p106 	Travel p107 Travel phrasal verbs p110	<i>be going to</i> and present continuous for future p109 Future continuous p109 Relative pronouns and relative clauses p111	A magazine interview: Holidays of the future p108 A webpage: Volunteer abroad conservation programmes: Costa Rica p114 One world, one culture? p114
Unit review p116, Finished? p126			
Vocabulary bank p127–136 CLIL p137–140 Pronunciation p141–142 Irregular verbs p143			

Listening	Speaking and pronunciation	Writing	Project	Learn to Learn 
A conversation p7		A review of an app p9		Recording vocabulary p4 Contextualising vocabulary p7
A radio programme p14	Interviewing someone p16  Everyday English p16 /t/, /d/ and /ɪd/ p141	A letter to a magazine p17		Opposites p11 Taking notes p14 Cause and effect p19 Learn to ... set and achieve learning goals p21
A conversation p26	Describing a picture p28  Everyday English p28 Weak and strong forms of <i>have</i> p141	A review p29	The art project: A profile of an artist p30 <i>How to do online research</i> p30	Making nouns for people p23 Inferring p26 Learn to ... help your partner improve their speaking p33
A radio interview p38	Asking for something you need p40  Everyday English p40 Contractions: <i>will</i> p141	A listicle p41		Using spidergrams p35 Using flash cards p38 Skim reading p42 Learn to ... record collocations in different ways p45
An interview p50	Giving advice p52  Everyday English p52 Consonant to vowel linking p141	A post on a forum p53	The PE project: A report p54 <i>How to do a survey</i> p54	Recording vocabulary by topic p47 Cognates p50 Learn to ... check your writing p57
A class discussion p62	Giving your opinion p64  Everyday English p64 Stress in first conditional sentences p142	An opinion essay p65		Look, cover, remember p59 Drawing pictures p62 Reference words p67 Learn to ... understand how you learn p69
A quiz show p74	Giving and following instructions p76  Everyday English p76 /ɪ/ and /i:/ p142	A review p77	The technology project: A presentation p78 <i>How to brainstorm</i> p78	Visualising p71 Using background knowledge p74 Learn to ... improve your speaking with games p81
A conversation p86	Inviting a friend to a party p88  Everyday English p88 The letter <i>u</i> p142	An email to a friend p89		Stress patterns p83 Predicting information p86 Prefixes and suffixes p91 Learn to ... challenge yourself p93
A phone call p98	Explaining and asking about rules p100  Everyday English p100 /aɪ/ and /eɪ/ p142	An essay p101	The citizenship project: A school brochure p102 <i>How to make decisions in a group</i> p102	Personalising vocabulary p95 Preparing to listen p98 Learn to ... ask for help when you don't understand p105
Conversations p110	Talking about a future trip p112  Everyday English p112 Stress in compound words p142	An email to a host family p113		Learning collocations p107 Phrasal verbs p110 Making adjectives from nouns p115 Learn to ... use technology to practise English p117

2

WHAT IS ART?

LEARNING OUTCOMES

I can ...

- understand texts about young artists and an audition
- describe a picture
- write a review of a performance
- understand how to use the present perfect with *already, just, still* and *yet*
- talk about visual and performing arts
- recognise noun endings for people, infer meaning
- make a profile of an artist.

Start it!

- 1 Look at the photo. Do you like it? Why / Why not?
- 2 Before you watch, which different types of art can you think of?
- 3 Which styles of art do they talk about? Watch and check.
- 4 Which is your favourite art form from the video?



Watch video 2.1



p25

Language in action 2.2



p27

Language in action 2.3



p28

Everyday English 2.4

VOCABULARY

Visual and performing arts

1 Match the words with the photos (1–9) and definitions (10–12). Then listen, check and repeat.

- | | | | |
|--------------|--------------------------|--------------------|--------------------------|
| architecture | <input type="checkbox"/> | contemporary dance | <input type="checkbox"/> |
| exhibition | <input type="checkbox"/> | fashion design | <input type="checkbox"/> |
| filmmaking | <input type="checkbox"/> | gallery | <input type="checkbox"/> |
| illustration | <input type="checkbox"/> | musical theatre | <input type="checkbox"/> |
| performance | <input type="checkbox"/> | photography | <input type="checkbox"/> |
| sculpture | <input type="checkbox"/> | street art | <input type="checkbox"/> |

- 10** a room or building where you can see art
11 acting, singing, dancing or playing music
12 an event where you can see paintings and other art forms

2 Complete the table with the words from Exercise 1.

Visual arts	Performing arts
architecture	

LEARN TO LEARN

Making nouns for people

We often use the endings *-ist*, *-er* and *-or* for people.

3 Write the people who do these activities.

- fashion design fashion designer
- filmmaking _____
- illustration _____
- performance _____
- photography _____
- sculpture _____
- street art _____



Use it!

4 Put words 1–9 from Exercise 1 in order starting with your favourite. Then compare with your partner and say why.

My favourite art form is street art because it looks really cool. What's yours?

Explore it!

Guess the correct answer.

People won medals for architecture, painting, sculpture and ... at the Olympic Games between 1912 and 1948.

- a** music **b** filmmaking **c** fashion design

Find another interesting fact about an art form. Then write a question for your partner to answer.



WHAT DO YOU SEE?

RUBBISH, PASTA OR ART?

Check out this talented street artist from Lisbon, Portugal!

Bordalo II, creator of 'Big Trash Animals', has transformed the streets of Lisbon into an art gallery. When you first look, you see an enormous bear or a giant duck, but look again and you'll see a car wheel or an old toilet. This is street art with a message. Bordalo II hasn't used normal paints, brushes or rollers for a reason. He's used rubbish and spray paint because he wants us to think about all the things we throw away. His animals are beautiful, but he has made them from ugly things. Fans have seen his creations at exhibitions and festivals in the USA, Italy and Sweden, but Lisbon is his favourite city.



Have you ever looked at a normal, everyday object and seen something else? Inspiring young illustrator Kristián Mensa, from Prague in the Czech Republic, takes ordinary objects and uses his imagination to change them into exciting visual art. For Kristián, an orange isn't just a fruit, it's a turtle's body, and spaghetti becomes guitar strings. His biggest gallery is social media and

followers have shared photos of his artwork thousands of times, but fans have also been to exhibitions of his illustrations in his home country and the USA. Kristián loves dance, theatre and music. He hasn't been to art school but would love to go. So, next time you look at some pasta, imagine what else it could be!



We haven't got time for more this week, but check out next week's young talented artists – Joshua Behrens and Shania McDonagh.

READING

A magazine article

- Look at the pictures. Which types of art can you see?
- Read the magazine article and check your answers from Exercise 1.
- Do the sentences refer to Bordalo II (B), Kristián (K) or both (BK)?
 - He creates art to share important ideas. B
 - He includes everyday objects in his art.
 - A lot of his art is online.
 - He's a street artist.
 - His hometown is his favourite place.
 - He likes performance art.

4 Complete the table with words from the article.

People	artist, creator, _____, _____, _____
Art materials	_____, _____, _____, _____
Other art words	_____, _____, _____, _____, _____

Voice it!

- Discuss the questions.
 - Do you prefer Bordalo II's art or Kristián's art? Why?
 - Which type of art do you like to create? Why?

Finished? p119 Ex 1

LANGUAGE IN ACTION

Present perfect with regular and irregular verbs



Watch video 2.2
 How does she describe São Paulo?
 What amazing things has she seen?

I / You / We / They	He / She / It
Fans have ¹ <u>seen</u> his creations at exhibitions.	He's ² _____ rubbish and spray paint.
We haven't seen the exhibition.	He hasn't ⁴ _____ to art school.
Have you ever ³ _____ at a normal, everyday object and seen something else? Yes, I have. / No, I haven't.	Where has he been ?

1 Complete the examples in the table above. Use the article on page 24 to help you.

4 Complete the text with the correct form of the verbs in the box. Then listen and check.

Get it right!

The verb **go** has two past participles: **been** and **gone**.
 She **has been** to school. (She's back from school now.)
 She **has gone** to school. (She's at school now.)

amaze appear create not finish see win

2 Put the words in the correct order.

- had / has / exhibitions in the USA and Poland / Bordalo II
 Bordalo II has had exhibitions in the USA and Poland.
- Bordalo II / Has / had an exhibition in Italy / ever / ? _____
- Bordalo II / sculptures of animals / made / hasn't _____
- People / Kristián's work on social media / shared / have _____
- Kristián / Has / been to art school / ? _____

3 Correct the false sentences and answer the questions in Exercise 2.

- False. Bordalo II hasn't had exhibitions in Poland.
- _____
- _____
- _____
- _____

¹Have you ever seen a photograph and then realised it was a drawing? Perhaps you were looking at one of Shania McDonagh's illustrations. Shania is a young Irish artist who ² _____ the world of art with her incredible pictures. She ³ _____ several drawings that look like photographs, with nothing more than a pencil. The talented schoolgirl ⁴ _____ first prize in national art competitions and her pictures ⁵ _____ in exhibitions in Ireland. Shania ⁶ _____ her education, but in the future she wants to be an artist.



Use it!

5 Write questions with the present perfect and the phrases in the box or your own ideas.

go to an exhibition go to the theatre make a film
 play a musical instrument win a competition

Have you ever been to the theatre?

6 Work in groups. Ask and answer your questions to complete the sentences about your group.

All of us have been to a concert _____.

Some of us _____.

None of us _____.

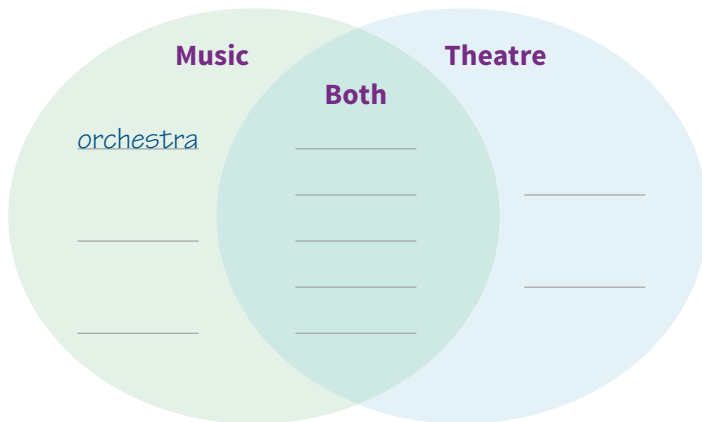
Finished? p119 Ex 2

VOCABULARY AND LISTENING

Music and theatre

1 Read the sentences and put the words in **bold** in the correct category. Then listen and check.
 2.04

- 1 I'm playing the **part** of the sister, but I'm only in the opening **scene** of the play.
- 2 The **audience** stood up when the **orchestra** finished playing the last song.
- 3 I need to learn my **lines** for an **audition** I have next week.
- 4 I'm learning the **lyrics** to my favourite song.
- 5 We only had one **rehearsal** before the **show**.
- 6 She spent three months in the **studio** working on her latest album.



Use it!

2 Write present perfect questions with words from Exercise 1. Then ask and answer the questions with a partner.

Have you ever seen a show?

A conversation

3 Which emotions in the box can people feel before or after an audition? Why?

calm cheerful confident
 sad sensitive stressed



LEARN TO LEARN

Inferring
 Noticing the way people speak can help you to guess their feelings.

4 Rosa and Daniel have had an audition. Listen and answer the questions.
 2.05

- 1 Did they get the parts they auditioned for?

- 2 How do Rosa and Daniel feel?

5 Listen again. Tick (✓) the advice Daniel gives Rosa.
 2.05

- 1 practise every day
- 2 say your lines out loud
- 3 think about the meaning of the lines
- 4 say your lines in front of a mirror
- 5 record yourself with a camera
- 6 think about your audience
- 7 don't make any mistakes

Voice it!

- 6** Discuss the questions.
- 1 Which is the most important piece of advice?
 - 2 What's difficult about performing?



LANGUAGE IN ACTION

Present perfect with *already, just, still* and *yet*



Watch video 2.3
 When was the audition?
 Has he got the part?

I've ¹ just spoken to my drama teacher.

I've ² _____ had it!

They ³ _____ haven't decided on the main parts.

I haven't heard ⁴ _____.

Have you heard anything ⁵ _____?

Pronunciation p141

1 Read the information below. Then complete the examples in the table above.

Get it right!

We use **still** before **hasn't/haven't**.

We use **just** and **already** between **has/have** and the past participle.

We use **yet** at the end of the sentence.

2 Choose a word and write it in the correct place in the sentences.

1 Have you heard the news? (still / yet)

Have you heard the news yet?

2 I haven't finished my food. (already / still)

3 She's seen the new play at the theatre.
 (already / yet)

4 They've gone to see a film. (just / still)

5 They haven't learned their lines for the play.
 (already / yet)



3 Complete the conversation with the present perfect form of the verbs and *already, just, still* or *yet*. Then listen and check.

DANIEL Hey! Guess what? I ¹ ve just seen (see) my drama teacher and ...

ROSA You got the part?

DANIEL Shh! Yes, but it's a secret. They ² _____ (not tell) everyone _____ because they ³ _____ (not choose) all the parts.

ROSA So why ⁴ _____ they _____ (tell) you?

DANIEL Because they've decided they really want me for the part. I said at the audition I ⁵ _____ (learn) all the lyrics to all the songs.

ROSA And ⁶ _____ you _____ (tell) your parents _____?

DANIEL Not yet. I ⁷ _____ (send) my mum a message to ring me, but she ⁸ _____ (not call).

Use it!

4 Write questions to help you find a person in your class who ...

1 has already finished some homework.

Have you finished your biology homework yet?

2 hasn't seen (film name) yet.

3 has already tried (a sport you've never done).

4 has helped someone today.

5 still hasn't been to (a place in your town).

5 Ask your questions from Exercise 4.

Have you finished your biology homework yet?

No, not yet.

Finished? p119 Ex 3

SPEAKING
Describing a picture



- 1 Look at the painting and answer the questions.
 - 1 What can you see?
 - 2 Do you like it? Why / Why not?

2 Listen to Lucas and Sofia talking about the painting. Who do you agree with?

LUCAS Hey Sofia, have you done your art homework yet?

SOFIA To write about the painting? No, I still haven't finished. There's tons to say!

LUCAS Really? What?

SOFIA I've seen *The Starry Night*. It's amazing! ¹*It makes me feel* calm and excited at the same time. What about you?

LUCAS Dunno, ²_____ a kid's painting. The clouds, stars and moon are ginormous compared to the houses. ³_____ strange.

SOFIA Have you read about it yet? ⁴_____ look real. The artist Van Gogh wanted to show how the sky made him feel.

LUCAS Nope, sorry! I've just looked at it again and I don't understand why he used wavy lines and shapes.

SOFIA He used them to show how light moves.

LUCAS Oh, I see. And he combines lots of bright and dark colours.

SOFIA Right. ⁵_____ his mixed emotions.

3 Complete the conversation with the phrases from the *Useful language* box. Then listen and check.

Useful language

It isn't supposed to ... It probably shows ...
 It looks like ... It seems a bit ...
 It makes me feel ...

4 Match the words and phrases (1-5) with the words in the *Everyday English* box.

- | | |
|----------------|------------|
| 1 I don't know | 4 a lot |
| 2 no | 5 enormous |
| 3 child | |



Watch video 2.4
 Everyday English

dunno ginormous kid
 nope tons



PLAN

5 Look at the painting of the artist's bedroom. Make notes.

Have you seen this painting before?

What can you see?

Do you like it? Why / Why not?

How does it make you feel?

6 Work in pairs. Plan a conversation about the painting.

SPEAK

7 Practise the conversation. Remember to use the present perfect and phrases from the *Useful language* and *Everyday English* boxes.

CHECK

8 Work with another pair. Listen to their conversation. Do they answer the questions from Exercise 5?

WRITING

A review



- 1 Have you seen **STOMP** yet? You haven't? Then what are you waiting for? **STOMP** is perfect for adults and kids – it's the best show I've ever seen.
- 2 **STOMP** isn't a musical or a dance show. It's a performance with a difference. The performers create powerful rhythms with objects like brushes and newspapers. There are no lines, singing or story, but the sounds and movements are amazing.
- 3 What I liked about it was that the performers were so talented. I've never seen anything like it before. It was a bit loud sometimes, but great fun really.
- 4 **STOMP** is on at a theatre near Broadway and tickets are a really good price. I recommend it because it's so creative and original.

1 Look at the photo and answer the questions.

- 1 What type of show is it?
- 2 Have you ever seen a similar performance?

2 Read Camila's review of the show. Did she enjoy it?

3 Match information a–d with paragraphs 1–4.

- a a description of the event
- b what she liked / didn't like about it
- c where you can see it
- d who it is for

4 Complete the phrases in the *Useful language* box. Then check in the review.

Useful language

I ¹ _____ it because ...
 It's the best show I ² _____ seen.
 I've never ³ _____ anything like it before.
 (STOMP) is ⁴ _____ at ...
⁵ _____ I liked / didn't like about it was ...

School of Rock, the musical! Great family entertainment!

Dewey Finn fails as a rock star! But can he become a good teacher and turn his students into an amazing rock group? Winter Garden Theater, Broadway, New York.

Write your own review of a performance

PLAN

- 5 Look at the *School of Rock* poster or think of a performance you have been to. Make notes.

Where did you see it? _____

Who was the performance for? _____

What was it like? _____

What did you like / not like about it? _____

- 6 Decide what information to include in each paragraph. Use the information in Exercise 3 to help you.

WRITE

- 7 Write your review. Remember to include four paragraphs, the present perfect and phrases from the *Useful language* box.

CHECK

- 8 Do you ...
 - describe the event?
 - say who it is for?
 - say what you liked / didn't like about it?





THE ART PROJECT

A profile of an artist

- 1 Look at the photos and read the profile. Do you like Ben Heine's work? Why / Why not?
- 2 Read the profile again and complete the notes.

Nationality: _____

Education: _____

Interests: _____

Types of art: _____

Exhibitions: _____

How to do online research

- 3 Why is it important to think about these questions when you read information online?
 - a Who wrote the information?


 - b Who is the information for?

 - c How do I know it's true?

 - d Can you find the same information on a different website?

 - e When did they write it?

 - f Can I copy and paste this information into my own work?

- 4  Listen to the advice about doing online research and check your ideas from Exercise 3.



OWN IT!

Artist's name: Ben Heine

Art form: painting, illustration and photography

- 1 He is Belgian and he lives and works in Brussels. He started drawing when he was 11. He's an artist and a music producer.
- 2 He studied at art college in the UK and he taught himself photography. He has also taught himself how to play the drums and the piano, and he has learned how to speak French, English, Russian and other languages.
- 3 In 2010, he invented a new art form which uses illustration and photography. He adds drawings to photos to make them come alive. This artwork has been so popular that art teachers around the world have used it to teach their students how to be creative.
- 4 He has created a range of paintings which use paintings and real-life models. Ben paints a model the same colours as the painting. Then the model stands in front of the painting so they look 'invisible'.
- 5 Ben's artwork has appeared in exhibitions and galleries in Africa, Asia, Europe and the USA. You can see his work all over the world.

Make a profile of an artist

PLAN

5 Work in pairs. Choose an artist you like.

- Find information about the artist. Use the tips from Exercise 4.
- Make notes like the ones in Exercise 2.
- Find pictures of their artwork.
- Decide who will write the different parts of the profile.
- Write your part then give it to your partner to check.
- Work with your partner to put together the information and pictures.
- Write two questions for your classmates to answer about your profile.

PRESENT

- ##### 6 Present your profile to the class. Remember to include interesting facts, pictures and to use your own words.

CHECK

- ##### 7 Look at your classmates' profiles. Do they include all the information from Exercise 2? Which artist is your favourite?

2 REVIEW

VOCABULARY

1 Complete the words with vowels.

- 1 _rch _t _ct _r _
- 2 _xh _b _t _ _n
- 3 f _lmm _k _ng
- 4 sc _lpt _r _
- 5 _ll _str _t _ _n
- 6 m _s _c _l th _ _tr _
- 7 p _rf _rm _nc _
- 8 ph _t _gr _phy

2 Match the parts of the words.

- | | |
|----------|---------|
| 1 aud | a nes |
| 2 li | b ow |
| 3 pa | c rt |
| 4 sh | d sal |
| 5 sce | e ience |
| 6 rehear | f ne |

3 Complete the text with words from Exercise 2.

Yesterday I went to the final ¹_____ of my sister's school ²_____. It was the last practice before the first performance tonight with a real ³_____ watching. My sister plays the main ⁴_____ and forgot some of her ⁵_____ in the final ⁶_____. I think she needs a lot more practice!

LANGUAGE IN ACTION

4 Circle the correct words.

- 1 Have you finished *still* / *yet*?
- 2 I've *already* / *still* been to that gallery twice.
- 3 Have you *just* / *still* learned some new lines?
- 4 She *already* / *still* hasn't heard how her audition went.
- 5 She's *just* / *still* sung the lyrics to the song.

5 Complete the text with the present perfect form of the verbs in brackets.



Teenage artist, Autumn de Forest, sold her first painting when she was just six years old. People ¹_____ (compare) her to Pablo Picasso. She ²_____ (teach) herself how to paint by studying famous artists. People from all over the world ³_____ (buy) her paintings and she ⁴_____ (sell) some of them for thousands of dollars. Autumn ⁵_____ (give) interviews on TV and she ⁶_____ (speak) to university students about the importance of art at school.



Self-assessment

I can describe visual and performing arts in English.



I can talk about music and theatre.



I can use the present perfect with regular and irregular verbs.



I can use the present perfect with *already*, *just*, *still* and *yet*.





LEARN TO LEARN

LEARN TO ... HELP YOUR PARTNER IMPROVE THEIR SPEAKING

When you work in pairs, it's important to listen carefully so you can help each other improve.

1 Do you agree with these ideas? Why / Why not?

- a Everyone in this class knows different things in English.
- b Everyone in this class is good at different things in English.
- c Everyone in this class can help each other to improve.



I agree with a. You already knew the word 'filmmaking', but I didn't.

Yes, but you often know words I don't know!

2 Read Lucy's notes for a presentation. Think about the best show, concert or exhibition you've ever been to. Complete the notes and prepare a one-minute presentation.

The best show I've ever been to

What: The Moon Circus
Where: Brisbane
When: 27 January
Who with: Mum, Dad, older sister Maria
Other information: amazing orchestra
 funny clowns – audience loved them
 not a traditional circus – no animals



The best _____ I've ever been to

What: _____

Where: _____

When: _____

Who with: _____

Other information: _____

3 In pairs take turns to listen to each other's presentations. Tick the things they do in the checklist and make notes.

- speak clearly
- speak for one minute
- use the present perfect to introduce the topic
- use the past simple to talk about:
 - where it was
 - when you went
 - who you went with
 - what it was like
 - why you liked it
- use adjectives to make your presentation interesting

OWN IT!

4 Use the checklist to tell your partner what they did well and how they can improve.

You spoke very clearly, but you didn't use the present perfect to introduce the concert.

5 Use your partner's comments from Exercise 4 to help you improve. Then, give your presentation to a different student.

6 Next time you do a speaking activity, listen to your partner carefully and then tell them how they can improve.