

Lesson One Words

1 Listen, point and repeat. 06



classroom



table



computer



peg



pencil case



board

2 Listen and chant. 07

3 Listen and read. 08



Watch the MultiROM! ▶

1 Look at the classroom. These are your new tables and chairs.

2 Those are your new pegs.

Animal pegs!

3 That is our new whiteboard.

And this is the new computer. Look!

Wow!

4 Do you like our new things?

Yes, we do.

5 And is this a new teddy, Rosy?

No ...

6 This is my new pencil case. Look, new pencils and pens!

- 1 Listen to the story again and repeat. Act.
- 2 Look and say.

Let's learn!



This is the new computer.



That is a new board.



These are new tables.



Those are new pegs.

- 3 Write. **This That These Those**



_____ are bags.



_____ is a ruler.



_____ are pencils.



_____ is a computer.

- 4 Point and say. **chairs pencil case board tables ruler pegs**




Those are pegs.

This is a ...

That is a ...

These are ...

1 Listen, point and repeat.  09



poster



picture



drawers



cupboard



CD player

2 Listen and sing.  10

3 Sing and do.

Let's sing!



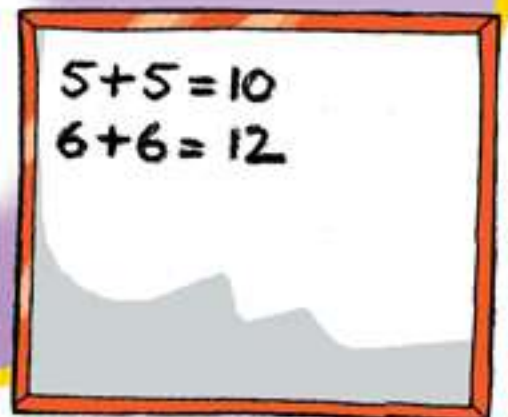
What's in the classroom?


What's in the classroom?
Let's have a look!
Posters and pictures,
And work in a book.

What's in the classroom?
What can you see?
Drawers and a cupboard
For you and for me.

What's in the classroom?
What's over there?
A door and a window,
A table and chair.

What's in the classroom?
What can you see?
A board and pegs
For you and for me.



1 Listen and chant.  11




A, B, C, D, E, F, G,
Come and play this game with me.


H, I, J, K, L, M, N,
Close your eyes and count to ten.


O, P, Q, R, S, T,
Touch your nose and touch your knee.

U, V, W, X, Y, Z,
Touch your feet and touch your head.



2 Listen, point and repeat.  12




3 Listen and circle the correct sound.  13



Lesson Five

Reading

- 1 Point to things you can see in a school. Say the words.
- 2 Listen and read.  14

1



My name's Peter. I go to Orange Park School.
Look at these pictures of my school.

2



Our classroom is upstairs.
It's very big and bright.

3



I'm in class 3C. There are 12 girls
and 14 boys in my class.
Our teacher is Mrs Cooper.

4



There are lots of pictures
and posters on the wall.

5



We sit at tables. I sit
with my friend Henry.

6



There is a swimming pool,
too. I love my school.

3 Read again. Circle the correct word.

- 1 Where is Peter's classroom?
- 2 What class is Peter in?
- 3 How many boys are there in his class?
- 4 What is his teacher's name?
- 5 What is on the walls of the classroom?
- 6 Is there a swimming pool?

upstairs / downstairs

3C / Orange Park


12 / 14

Henry / Mrs Cooper

tables / pictures

Yes, there is. / No, there isn't.

Listening

1 Listen and number.  15



Speaking



Watch the DVD!

2 Point, ask and answer.

boys girls teachers windows doors

How many girls are there?

There are two girls.

What colour is his hair?

It's ...

Writing preparation

3 Underline the capital letters at the start of the sentences.
Circle the capital letters at the start of the names.

We've got a new CD player.

Our teacher is Mrs Cooper.

1 My name's Peter.

2 This is my school.

3 Thank you, Miss Jones.

4 This is Rosy's pencil case.

5 Those are your pegs.

6 This is Tim.

Complete
the writing
task on
page 13
of the
Workbook.

